

Corporate Parenting Service

Jacinta Kane – Assistant Director Corporate Parenting
Children's Services March 2024



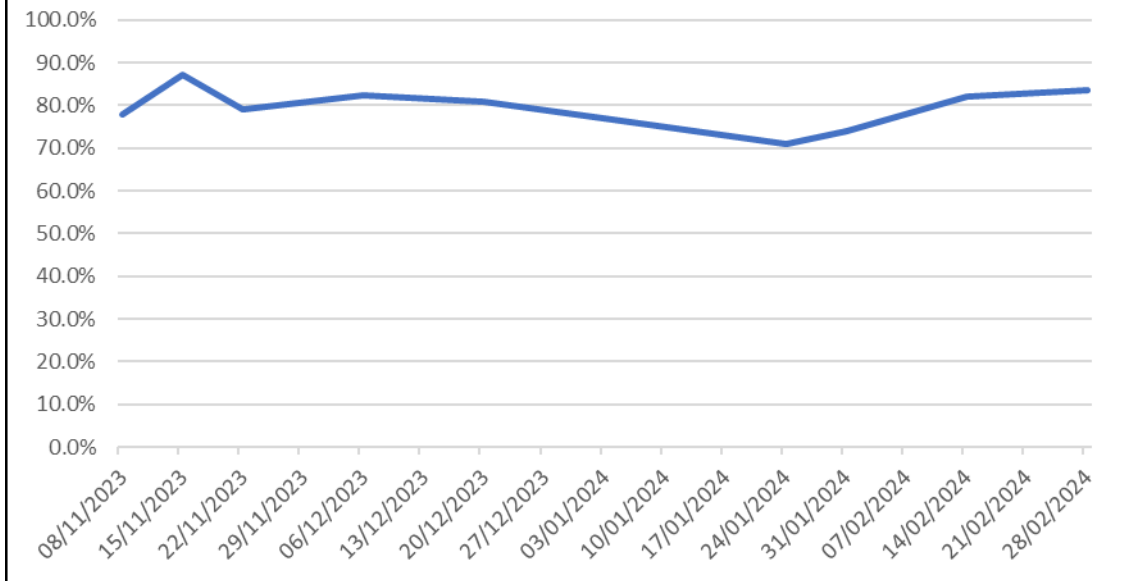
LONDON BOROUGH OF
HARROW

- Performance Scorecard
- Demographic profile of CLA
- Visits, Supervisions and Pathway Plan timeliness
- Practice Week
- Pan London Care Leaver Compact

Ref No	Indicator Description	Statistical Neighbour Average 2021/22	England average 2021/22	Harrow 2020-21	Harrow 2021-22	Harrow 2022-23	Harrow target 2022/23	Harrow Q1 2023-24	Harrow Q2 2023-24	Harrow Q3 2023-24
1	Number of current CLA at end of quarter	Not Applicable	Not Applicable	182	188	179	N/A	192	191	180
2	Number of current Care Leavers at end of quarter	Not Published	Not Published	183	189	186	N/A	185	187	188
3	Rate of CLA per 10,000 children aged under 18	42.7	70.0	30.0	31.5	29.8		32.0	31.8	30.6
4	Timeliness of Reviews of Looked After Children	Not Published	Not Published	97.1	89.8	68.8	95%	94.6 (174/184)	90 (162/180)	89.4 (161/180)
5	% of CLA with 3 or more placements	10.0	9.0	10.0	13.8	9.5	Q1 - 2.5% Q2 - 5% Q3 - 7.5% Q4 - 10%	1 (2/192)	2.6 (5/191)	3.3 (6/180)
6	% of CLA looked after for 2.5+ years and in the same placement for 2 years	69.5	70.0	81.0	68.4	66.7	70%	69.2 (27/39)	82.1 (32/39)	79.5 (31/39)
7	% of Care Leavers in suitable accommodation (19 - 21 year olds)	86.4	88.0	82.1	89.9	90.1	90%	96.6 (28/29)	96.8 (61/63)	93.6 (88/94)
8	% of Care Leavers not in education, employment or training (19 - 21 year olds)	35.0	38.0	40.0	27.6	28.2	35%	34.5 (10/29)	34.9 (22/63)	35.1 (33/94)
9	% of CLA who are looked after 1 yr + with up to date Dental Checks (rolling year)	75.0	70.0	73.0	91.5	91.1	90%	82.1 (92/112)	83.3 (90/108)	80.9 (89/110)
10	% of CLA who are looked after 1 yr + with up to date Health Checks (rolling year)	93.0	89.0	99.0	99.1	91.1	95%	91.1 (102/112)	90.7 (98/108)	90.9 (100/110)
11	% of children who ceased to be looked after who were adopted	9.0	10.0	4.3	3.8	3.5	N/A	4.8 (1/21)	3.8 (2/53)	3.8 (2/53)
12	% Children who ceased to be looked due to a Special Guardianship Order	10.0	13.0	19.1	14.3	8.8	N/A	9.5 (2/21)	3.8 (2/53)	7.5 (4/53)
13	% of CLA placed more than 20 miles away from home (snapshot)	21.0	16.0	20.0	16.0	16.2	20%	20.5 (31/151)	18.5 (27/146)	21.4 (31/146)
14	% of all CLA (current and ceased) with at least 1 missing episode in year	13.0	11.0	9.0	8.8	8.2	Q1 - 2.5% Q2 - 5% Q3 - 7.5% Q4 - 10%	7.5 (16/213)	8.6 (21/244)	11.8 (30/255)

Visits and Supervisions in Time

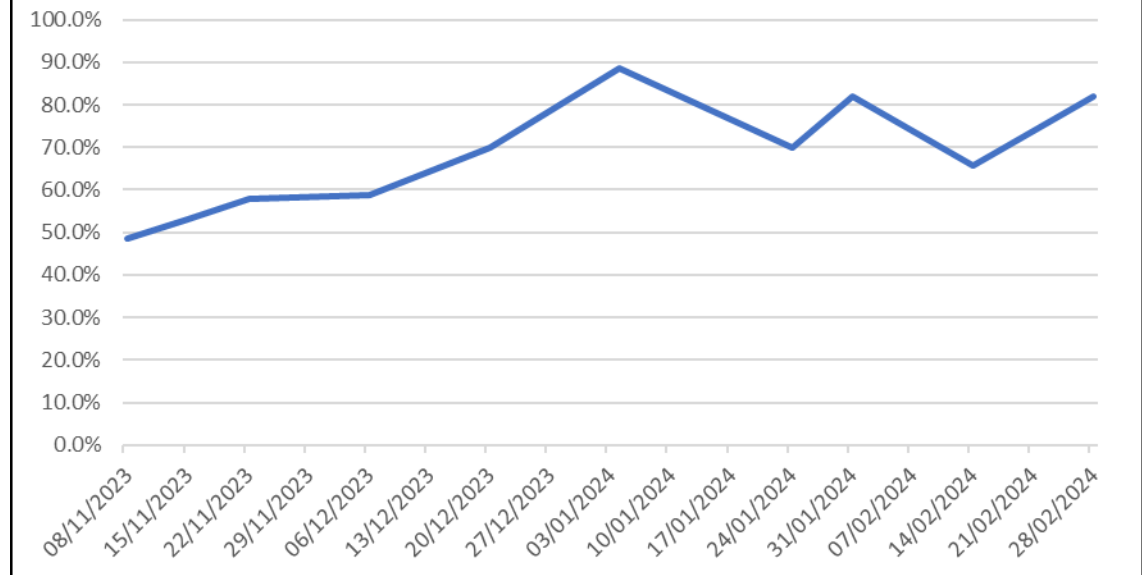
% Snapshot CLA With Latest Visit In Time



Our target is to visit every child in care once a month as part of building positive relationships and maintaining safety.

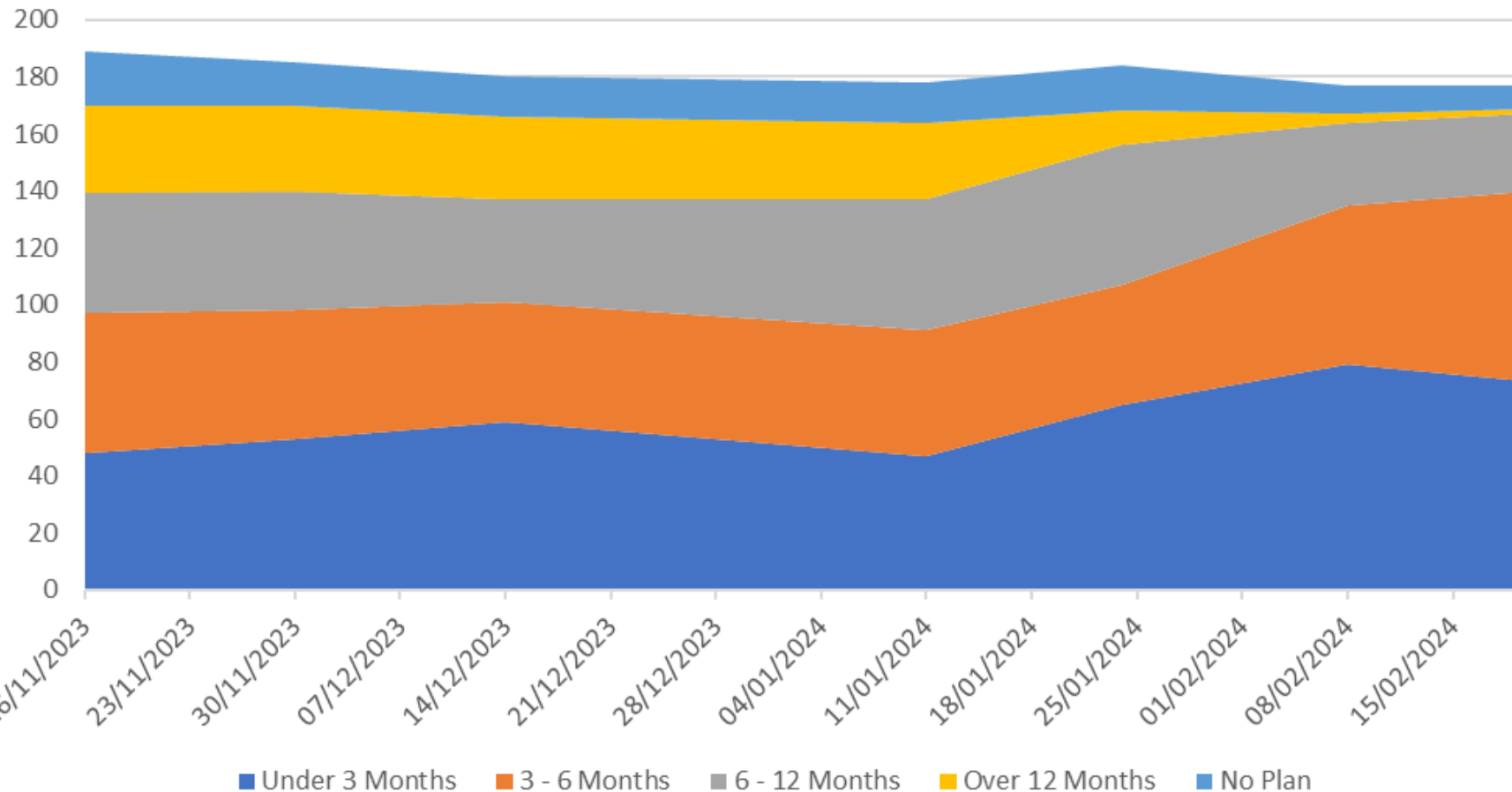
Our target is for all social workers to have a monthly supervision / 121 on each child in our care.

% Snapshot CLA With Latest Supervision In Time



Pathway Plans and Care Plans

Time Since Last Care Plan/Pathway Plan Update

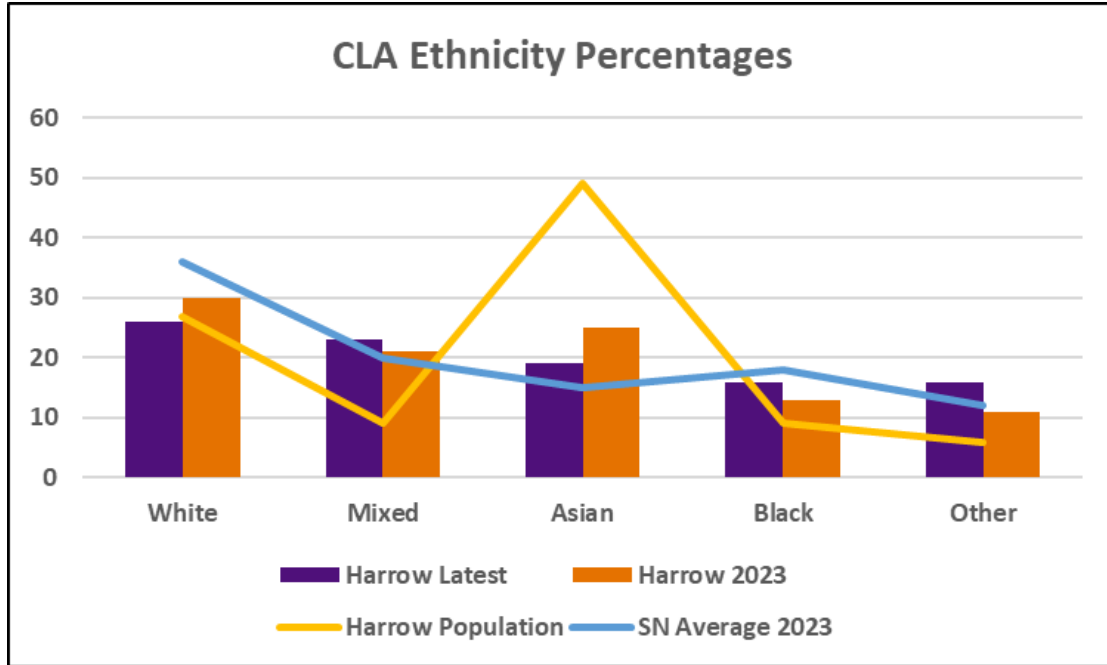


Care plans and pathway plans should be updated every 6 months, more frequently if there are significant changes to a child or young person's circumstances.

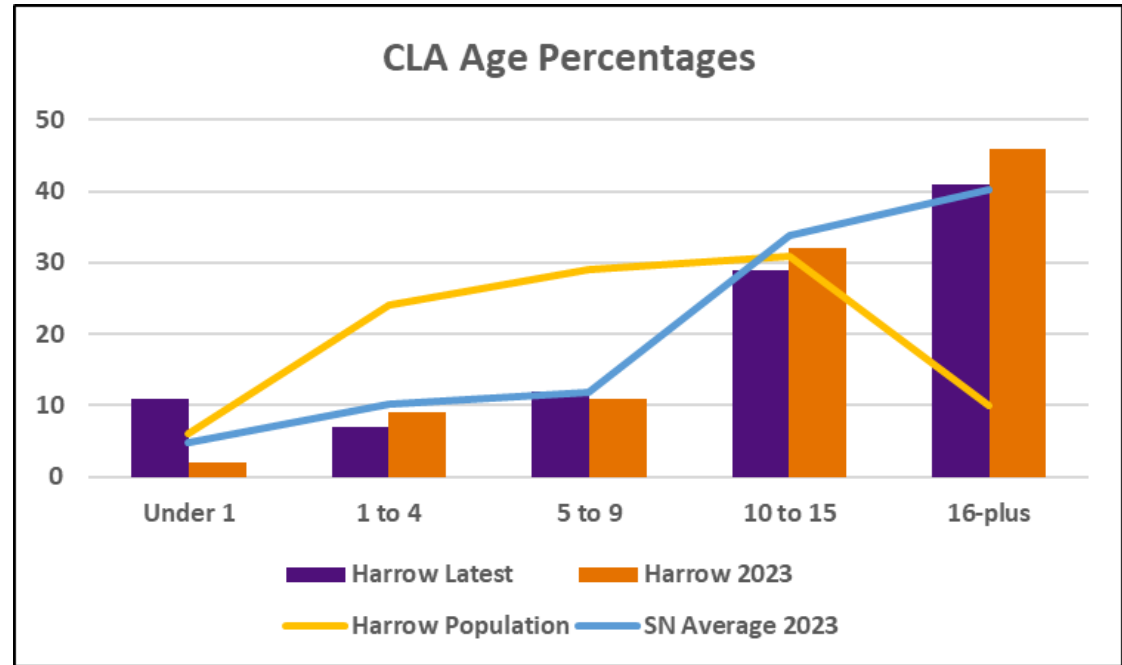
Children should have a care plan within 10 days of becoming looked after.

Demographic profile of Children Looked After

CLA Ethnicity Percentages



CLA Age Percentages



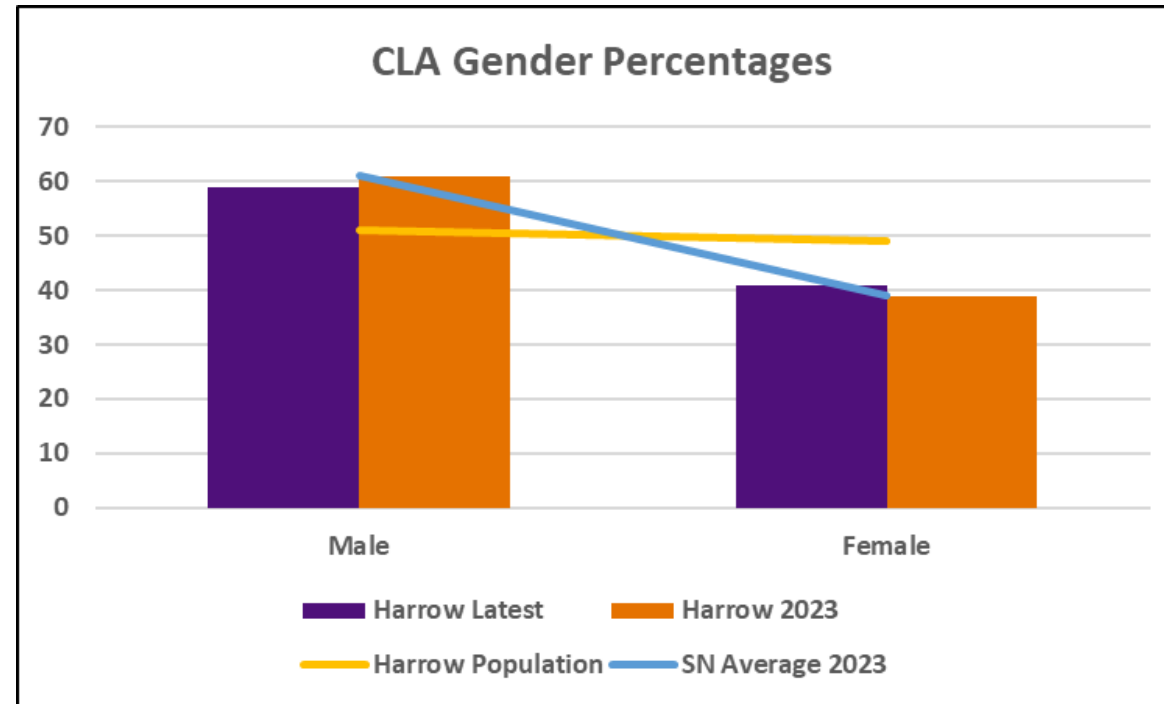
Ethnicity Percentages

	Harrow Latest	Harrow 2023	Harrow Population	SN Average 2023
White	26	30	27	36
Mixed	23	21	9	20
Asian	19	25	49	15
Black	16	13	9	18
Other	16	11	6	12

Age Percentages

	Harrow Latest	Harrow 2023	Harrow Population	SN Average 2023
Under 1	11	2	6	5
1 to 4	7	9	24	10
5 to 9	12	11	29	12
10 to 15	29	32	31	34
16-plus	41	46	10	40

Demographic profile of Children Looked After



Gender Percentages				
	Harrow Latest	Harrow 2023	Harrow Population	SN Average 2023
Male	59	61	51	61
Female	41	39	49	39

- A panel of care experienced young people interviewed the Managing Director, Leader of the Council, Lead Member for Children’s Services and the Director of Children’s Service during our inaugural practice week
- This is an important part of developing and promoting our Corporate Parenting Duties across the Council
- Strategic leaders are committed to improving leaving care services in line with the Children and Social Work Act (2017) corporate parenting principles
- Key actions from this week will be summarised and shared, including a revised offer of training about the needs and experiences of children looked after and care leavers
- Feedback from young people on the panel *“I really enjoyed it, ” “It was interesting to meet with leaders and hear different perspectives”, “It’s important managers and directors hear from us”*

Pan London Care Leaver Compact



- Free prescriptions
- Half price bus and tram travel
- London boroughs have worked together on housing support – most boroughs are offering or developing an offer that might include council tax exemption, priority housing status, rent deposit schemes, and joint working agreements between children’s services and housing teams.
- Access to training and employment opportunities in healthcare.

Action for Harrow:

Care leavers are being sent information about the Pan London Care Leavers Compact from their Personal Advisor, as well as the Participation Officer, who will assist them to access the relevant concessions. IROs, carers and key workers will also promote this ground breaking development

We will update our Care Leaver Local Offer on the Harrow website to promote this new Compact

Harrow already has in place a Council Tax exemption, priority housing status and rent and deposit schemes for care leavers, and we will be taking forward a re-fresh of the joint working agreement between children’s services and housing teams.

Harrow has also committed to ringfence 5 apprenticeships for care leavers in the Council, and provide work experience opportunities to care leavers

Care leavers are already applying for the TfL travel pass with Harrow’s Support



LONDON BOROUGH OF
HARROW